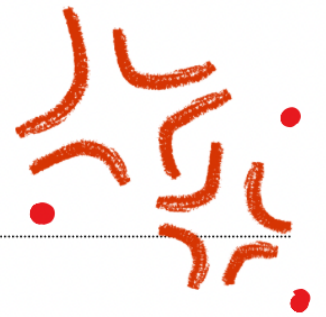


# My colour scheme



## Geometrics Mosaic Cal

Pattern by Ana Morais Soares, available on [Ravelry](#)

Stylecraft Special DK (100 g / 295 m) Parchment, Walnut, Copper, Gold  
Scheepjes Colour Crafter (100 g / 300 m) Nijmegen\*

Colour A	1218 - Parchment	4 balls
Colour B	1054 - Walnut	4 balls
Colour C	1712 - Nijmegen	2 balls
Colour D	1029 - Copper	2 balls
Colour E	1709 - Gold	1 ball

\* similar to 1712 Lime from Stylecraft Special DK

## Part 1

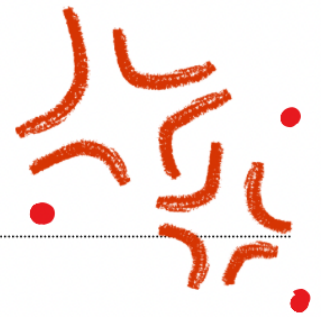
### Foundation

Row	1	A	Parchment
Row	2	D	Copper

### Pattern 1

Row	1	A	Parchment
Row	2	B	Walnut
Row	3	C	Nijmegen (Lime)
Row	4	B	Walnut
Row	5	C	Nijmegen (Lime)
Row	6	B	Walnut
Row	7	A	Parchment

# My colour scheme



## Pattern 2

Row	1	D	Copper
Row	2	A	Parchment
Row	3	D	Copper
Row	4 - 13	A / D	alternating Parchment and Copper
Row	14	A	Parchment
Row	15	D	Copper

## Pattern 1, Repetition

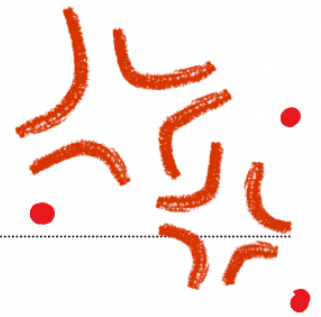
Row	1	A	Parchment
Row	2	B	Walnut
Row	3	C	Nijmegen (Lime)
Row	4	B	Walnut
Row	5	C	Nijmegen (Lime)
Row	6	B	Walnut
Row	7	A	Parchment

## Part 2

### Pattern 3

Row	1	B	Walnut
Row	2	A	Parchment
Row	3	B	Walnut
Row	4 - 33	A / B	alternating Parchment and Walnut
Row	34	A	Parchment
Row	35	B	Walnut

# My colour scheme



## Pattern 1, Repetition

Row	1	A	Parchment
Row	2	B	Walnut
Row	3	C	Nijmegen (Lime)
Row	4	B	Walnut
Row	5	C	Nijmegen (Lime)
Row	6	B	Walnut
Row	7	A	Parchment

## Part 3


### Pattern 2, Repetition

Row	1	D	Copper
Row	2	A	Parchment
Row	3	D	Copper
Row	4 - 13	A / D	alternating Parchment and Copper
Row	14	A	Parchment
Row	15	D	Copper

### Pattern 1, Repetition

Row	1	A	Parchment
Row	2	B	Walnut
Row	3	C	Nijmegen (Lime)
Row	4	B	Walnut
Row	5	C	Nijmegen (Lime)
Row	6	B	Walnut
Row	7	A	Parchment

# My colour scheme



## Pattern 4

Row	1	C	Nijmegen (Lime)
Row	2	B	Walnut
Row	3	C	Nijmegen (Lime)
Row	4 - 21	B / C	alternating Walnut and Nijmegen
Row	22	B	Walnut
Row	23	C	Nijmegen (Lime)

## Pattern 1, Repetition

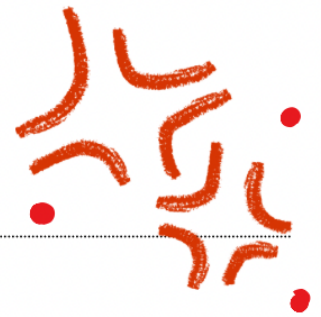
Row	1	A	Parchment
Row	2	B	Walnut
Row	3	C	Nijmegen (Lime)
Row	4	B	Walnut
Row	5	C	Nijmegen (Lime)
Row	6	B	Walnut
Row	7	A	Parchment

## Part 4

## Pattern 5

Row	1	D	Copper
Row	2	A	Parchment
Row	3	D	Copper
Row	4	A	Parchment
Row	5	D	Copper
Row	6	A	Parchment

# My colour scheme



## Continuation of pattern 5

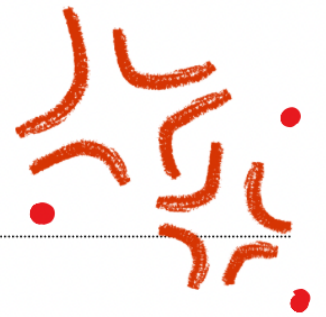
Row	7	E	Gold
Row	8 - 13	A / E	alternating Parchment and Gold
Row	14	A	Parchment
Row	15	D	Copper
Row	16	A	Parchment
Row	17	D	Copper
Row	18	A	Parchment
Row	19	E	Gold
Row	20 - 25	A / E	alternating Parchment and Gold
Row	26	A	Parchment
Row	27	D	Copper
Row	28	A	Parchment
Row	29	D	Copper
Row	30	A	Parchment
Row	31	D	Copper

## Pattern 1, Repetition

Row	1	A	Parchment
Row	2	B	Walnut
Row	3	C	Nijmegen (Lime)
Row	4	B	Walnut
Row	5	C	Nijmegen (Lime)
Row	6	B	Walnut
Row	7	A	Parchment



# My colour scheme



## Part 5

### Pattern 4, Repetition

Row	1	C	Nijmegen (Lime)
Row	2	B	Walnut
Row	3	C	Nijmegen (Lime)
Row	4 - 21	B / C	alternating Walnut and Nijmegen
Row	22	B	Walnut
Row	23	C	Nijmegen (Lime)

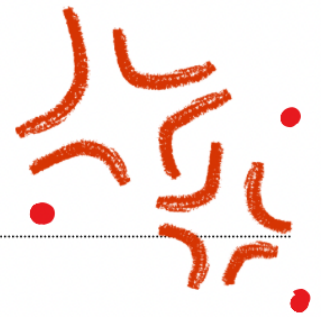
### Pattern 1, Repetition

Row	1	A	Parchment
Row	2	B	Walnut
Row	3	C	Nijmegen (Lime)
Row	4	B	Walnut
Row	5	C	Nijmegen (Lime)
Row	6	B	Walnut
Row	7	A	Parchment

### Pattern 6

Row	1	D	Copper
Row	2	A	Parchment
Row	3	D	Copper
Row	4 - 13	A / D	alternating Parchment and Copper
Row	14	A	Parchment
Row	15	D	Copper

# My colour scheme



## Pattern 1, Repetition

Row	1	A	Parchment
Row	2	B	Walnut
Row	3	C	Nijmegen (Lime)
Row	4	B	Walnut
Row	5	C	Nijmegen (Lime)
Row	6	B	Walnut
Row	7	A	Parchment

## Part 6


### Pattern 7

Row	1	B	Walnut
Row	2	A	Parchment
Row	3	B	Walnut
Row	4 - 37	A / B	alternating Parchment and Walnut
Row	38	A	Parchment
Row	39	B	Walnut

### Pattern 1, Repetition

Row	1	A	Parchment
Row	2	B	Walnut
Row	3	C	Nijmegen (Lime)
Row	4	B	Walnut
Row	5	C	Nijmegen (Lime)
Row	6	B	Walnut

# My colour scheme



Continuation of pattern 1

Row 7 A Parchment

## Final Rows

Row 262 D Copper

Row 263 A Parchment

## Part 7

### Slip Stitch Round

Round 1 D Copper

### Back Layer

Round 1 - 2 B Walnut

### Front Layer

Round 1 - 4 D Copper

### Joining Round

Round 1 D Copper